



Sugarcat


Sugar Cookie Template Bento Lunch Box



Directions

Print shape below at 100%, cut out with scissors and then lay over top of chilled dough. Cut around template with a sharp knife.

To create bento sections, cut out inner shapes and lay template over cookie, then trace with edible marker. If you have a projector, you can use this image to project directly onto your cookie.




Note: This is a big cookie! If you want it smaller, simply print your template at a lower percentage scale (i.e. if you want a 3.6" cookie, print at 65%). If you're making the snack transfers too, be sure to scale that template as well so they will fit in the lunch box.



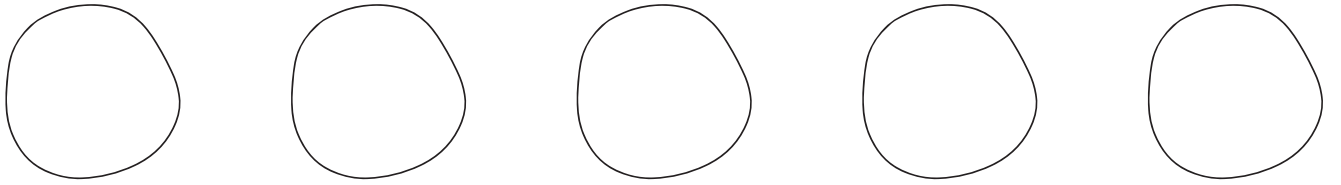
Sugarcat

Royal Icing Transfer Template
Lunchbox Snacks


Pretzel



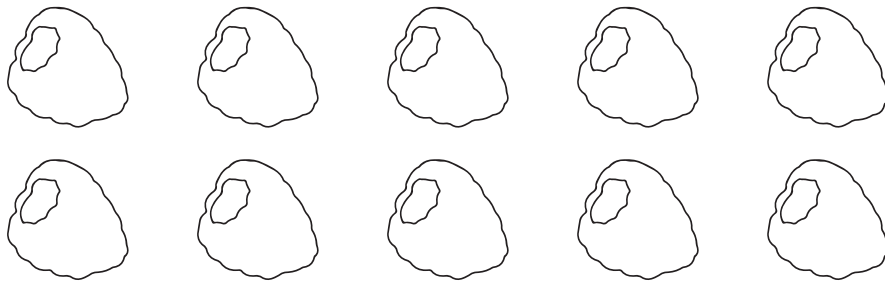
Cucumber Slice



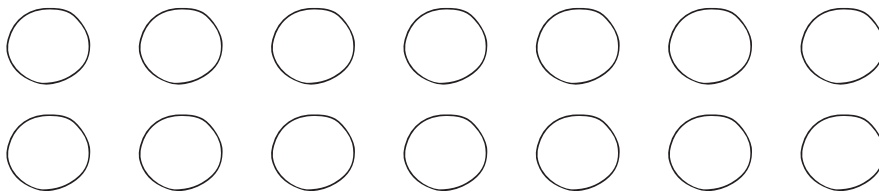
Goldfish Cracker



Raspberry



Blueberry



Heart Cookie

